









# Swivelling hose tails

The swivelling hose tails in Stainless Steel can be used for a swivelling connection between a flexible hose and a spray gun for more comfort in use and longer life of the hoses. Hose tails available in 10mm, 13mm, 16mm and 19mm. The brass versions are equipped with EPDM (FDA) seals and the stainless-steel ones with VITON (FDA) seals. The swivelling hose tails are for the low-pressure environment and can take up to 40 bar.

Up to 24 bar	Reference	Description
	<b>SWIFM1/2</b>	Brass swivelling hose tail 13mm, 1/2" male thread, max. pressure 24 bar
	<b>SWIFR1/2</b>	Stainless steel 316 swivelling hose tail 13mm, 1/2" male thread, max. pressure 24 bar
<b>Up to 40 bar</b>		
	<b>SWIFB10</b>	Stainless Steel 316 swivelling hose tail 10mm x 1/2" male thread, max. pressure 40 bar
	<b>SWIFB13-C17</b>	Stainless Steel 316 swivelling hose tail 13mm x 1/2" male thread and 17mm collar, max. pressure 40 bar
	<b>SWIFB13-C20</b>	Stainless Steel 316 swivelling hose tail 13mm x 1/2" male thread and 20mm collar, max. pressure 40 bar
	<b>SWIFB16-C21</b>	Stainless Steel 316 swivelling hose tail 16mm x 1/2" male thread and 21mm collar, max. pressure 40 bar
	<b>SWIFB19-C24</b>	Stainless Steel 316 swivelling hose tail 19mm x 1/2" male thread and 24mm collar, max. pressure 24 bar
	<b>SWIFB19-C24-34</b>	Stainless Steel 316 swivelling hose tail 19mm x 3/4" male thread and 24mm collar, max. pressure 40 bar

### The inside-hose-protection-spring


For the most common dimensions of these swivelling hose tails, versions with welded-on inside-hose-protection-spring are available. This spring ensures that the hose does not kink at the side of the gun and also improves the life of the hose.



*Without spring*



*With spring*

	<b>SWIFB13-C17-SP</b>	Stainless Steel swivelling hose tail 13mm x 1/2" male thread and 17mm collar; with spring(20cm)
	<b>SWIFB13-C20-SP</b>	Stainless Steel swivelling hose tail 13mm x 1/2" male thread and 20mm collar; with spring(20cm)
	<b>SWIFB16-C21-SP</b>	Stainless Steel swivelling hose tail 16mm x 1/2" male thread and 21mm collar; with spring(20cm)
	<b>SWIFB19-C24-SP</b>	Stainless Steel swivelling hose tail 19mm x 1/2" male thread and 24mm collar; with spring(20cm)

