






The Water Saver

Save money by saving water. All of these units can be used on tempered hot or cold water lines that need never be shut off. The water will only pass through the unit when pressure is applied to the hose end (see pictures). By this design, consumption can be reduced substantially.



Article code brass versions:			
AKWMS01	AKWMM01	AKWML01	AKWMR01
Article code stainless steel (304) versions with FDA rubber:			
AKWRS01	AKWRM01	AKWRL01	AKWRR01
			
Model S: flat beam spray pattern flow at 4,5 bar = 13 l/min	Model M: big flow Ø 13mm flow at 4,5 bar = 23 l/min	Model L: medium flow Ø 9mm flow at 4,5 bar = 23 l/min	Model R: less flow Ø 4,5mm flow at 4,5 bar = 17 l/min

