


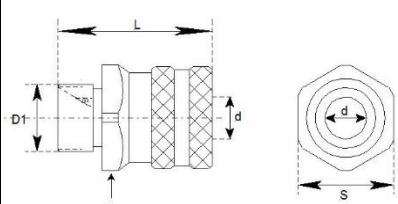

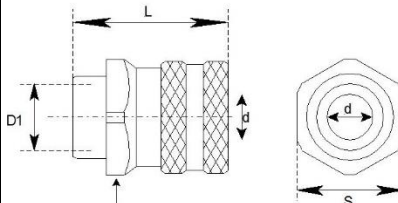




# RVS snelkoppelingen en adapters DN12

De roestvrijstalen koppelingen en adapters vereenvoudigen het aansluiten van spuitpistolen op slangen, lansen en eventuele andere onderdelen. Ter bescherming van zowel koppelingen als vloer, bij het vallen op de grond, zijn er protecties leverbaar in meerdere kleuren.


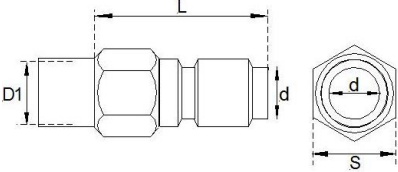

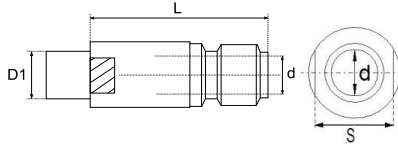

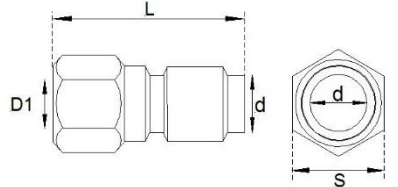

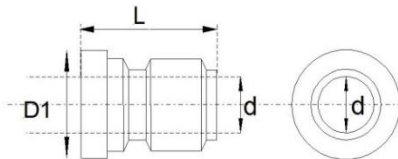

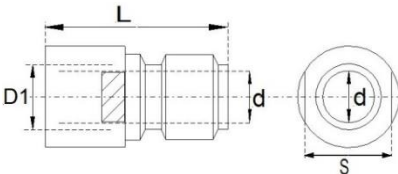

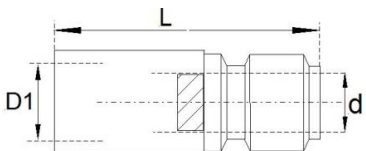

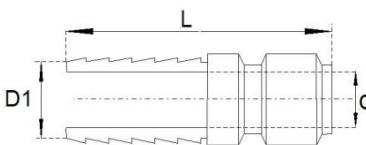


## Technische specificaties

Behuizing en ring	: AISI 303
Veer en borgring	: AISI 301
Kogeltjes	: AISI 316L
Afdichting	: VITON (FDA)
Max. druk	: 200 bar
Max. temperatuur	: 100 °C

Snelkoppelingen	Artikelnr.	L (mm)	d (mm)	D1 (BSP)	S (mm)
 <p><b>COUPL3/8-M</b> <b>COUPL1/2-M</b></p>	 <p>COUPL3/8-M COUPL1/2-M</p>	49,5 49,5	10,0 11,8	3/8" M 1/2" M	30 30
 <p><b>COUPL1/4-F</b> <b>COUPL3/8-F</b> <b>COUPL1/2-F</b> <b>COUPL3/4-F</b></p>	 <p>COUPL1/4-F COUPL3/8-F COUPL1/2-F COUPL3/4-F</p>	44,0 44,0 44,0 44,0	11,8 11,8 11,8 11,8	1/4" F 3/8" F 1/2" F 3/4" F	30 30 30 32
 <p><b>COPROT1-B (blauw)</b> <b>COPROT1-BL (zwart)</b> <b>COPROT1-Y (geel)</b></p> <p>EPDM protectie voor COUPL-serie</p>	 <p>(COUPL1/2-F + COPROT1-B)</p>	 <p>NYLON protectie voor COUPL-serie</p>	 <p>(COUPL1/2-M + COPROT2-B)</p>		



Adapters		Artikelnr.	L (mm)	d (mm)	D1 (BSP)	S (mm)
 <p><b>ADAPT3/8-M</b> <b>ADAPT1/2-M</b></p>		ADAPT3/8-M ADAPT1/2-M	39,0 39,8	10,4 11,8	3/8" M 1/2" M	22 22
 <p><b>ADAPN1/4-M</b></p>		ADAPN1/4-M	42,0	8,0	1/4" M	16
 <p><b>ADAPT1/4-F</b> <b>ADAPT1/2-F</b></p>		ADAPT1/4-F ADAPT1/2-F	40,3 49,3	11,8 11,8	1/4" F 1/2" F	22 27
 <p><b>ADAPW-11,5</b></p>		ADAPW-11,5	30,0	11,5	19,9m m	-
 <p><b>ADAPN3/8-F</b> <b>ADAPN1/2-F</b></p>		ADAPN3/8-F ADAPN1/2-F	42,0 42,0	11,5 11,5	3/8" F 1/2" F	19 22
 <p><b>ADAPN1/4-F</b> <b>ADAPN1/4-S</b></p>		ADAPN1/4-F ADAPN1/4-S	55,2 40,3	11,5 11,5	1/4" F 1/4" F	17 17
 <p><b>ADAPH13</b> <b>ADAPH16</b> <b>ADAPH19</b></p>		ADAPH13 ADAPH16 ADAPH19	57,5 64,0 65,2	10,0 10,0 10,0	<b>D1 (mm)</b>	
					12,8 – 13,3	
					15,8 – 16,8	
					19,1 – 19,9	

